Today's New York Stock Market Trading

DOW-JONES 1 PM AVERAGES

STOCKS	
30 Industrials	948.22+0.37
15 Utilities	139.31+0.80
65 Stocks	346.18—0.05
40 Bonds	74.83—0.08
10 Higher grade rails	62.02—0.03
10 Second grade rails	75.58—0.01
10 Public utilities	79.96—0.09
10 Industrials	81.70—0.40

NEW YORK (AP) — Noon New York Stock Exchange Index:

Market	+ 7 cents
Index	58.73 +0.09
Industrial	61.02 +0.13
Transportation	58.35 +0.02
Utility	46.93 —0.04
Finance	78.38 —0.15

NEW YORK (AP) - New York Stock Exchange selected afternoon prices:

A

	Sales (hds.)	High	Low	Last	Net Chg.
Abbott Lab 1	37	74⅝	74⅛	74⅝	— ⅛
ACF Ind 2.40	34	65	64⅝	65	+ ⅛
Ad Millis .20	47	21⅜	20⅝	21	+ ⅜
Address 1.40	402	72⅞	71¾	72⅞	+2⅞
Admiral	69	18¾	18½	18½	
AetnaLif 1.40	234	63⅝	61¾	62	—1¼
AirRedtn 1.50	78	31⅝	31¼	31⅝	
AlcanAlu 1.10	343	30¼	29⅞	30	+ ⅛
Alleg Cp .20e	132	27⅝	26⅛	26¾	+1
AllegLud 2.40	24	58⅛	58	58	
AllegPw 1.28	46	25¼	25⅛	25⅛	
AlliedCh 1.20	174	34⅞	34½	34⅝	— ⅛
AlliedStr 1.40	114	35½	35⅛	35⅜	— ⅛
Allis Chalm	50	30⅞	30⅛	30⅛	— ⅞
Alcoa 1.80	45	77½	77⅛	77½	+ ⅜
AMBAC .50	79	29⅛	28¾	28¾	+ ¼
Amerada 3	28	110¼	110	110	— ⅜
Am Airlin .80	146	37⅞	37¾	37¾	+ ⅛
AmBdcst 1.60	33	71¼	70	70	—1¼
Am Can 2.20	71	55⅝	55	55⅛	+ ⅜
ACrySug 1.40	46	35⅞	34½	34½	—2⅜
AmCyan 1.25	501	32⅜	31⅝	32	+1
AmElPw 1.58	125	38½	37½	37½	—1⅜
A Enka 1.50a	35	51½	51½	51½	+ ½
A Home 1.40	117	57⅝	57	57⅜	+ ⅛
Am Hosp .22	186	34½	33¾	34¼	+ ¾
AmMFdy .90	81	26½	26⅛	26⅛	— ¼
AMet Cl 1.90	24	50⅛	49¾	49¾	+ ¼
Am Motors	176	12⅞	12⅝	12¾	+ ⅛
AmNatGas 2	24	43¼	42½	43	+ ¾
Am News 1	9	46¼	46¼	46¼	
Am Phot .03g	81	15⅞	15⅝	15⅞	+ ¼
A Smelt 3.80	211	83½	82½	82½	+ ⅛
Am Std 1	57	44¼	43⅜	44	+ ⅞
Am T&T 2.40	903	55⅛	54¾	55	— ⅛
Am Tobac 2	143	38¾	38¼	38½	— ⅜
AMG Cp .30	108	45½	44⅜	44½	—1⅛
AMK Cp wi	39	44½	44¼	44¼	— ¼
AMP Inc .48	64	38¼	37⅝	38⅛	+1⅛
Ampex Corp	113	37½	37⅛	37¼	— ⅜
Anacond 2.50	116	57⅞	57⅜	57⅝	— ⅞
ArchDan 1.60	x1	63⅛	63⅛	63⅛	+ ¼
Armco Stl 3	65	64¾	64	64	— ¾
Armour 1.60	869	76½	74¾	76	+4
Arm Ck 1.40a	32	76⅜	75⅜	75¾	+ ⅜
Ashld Oil 1.20	103	41½	40½	41	— ¼
Assd DG 1.20	59	47	47	47	
Atl Rich 1.80	125	111¾	111	111⅜	— ⅜
Atlas Ch .80	176	26	25¾	25⅞	+ ⅛
Atlas Corp	179	6⅞	6¾	6⅞	+ ⅛
Avco Cp 1.20	63	47⅜	47	47	+ ¼
Avnet Inc .40	135	31¼	30⅞	30⅞	— ⅜
Avon Pd 1.80	37	135¾	134½	135	+ ½

B-C

	Sales (hds.)	High	Low	Last	Net Chg.
Babck W 1.36	85	37¾	37⅛	37½	—1¼
Balt GE 1.60	24	36¼	36	36¼	+ ½
Beat Fds 1.82	26	79	78⅝	78⅝	— ⅜
Beckman .50	19	48	47½	48	— ⅜
Beech Air .75	30	39	38⅝	38⅝	— ⅛
Bell How .60	25	71½	71¼	71½	+ ¾
Bendix 1.60	260	47	46	46	— ⅜
BenefFin 1.60	35	47½	46⅞	47	+ ⅛
Benguet	242	16⅜	15¾	16¼	+ ⅜
Beth Stl 1.60	298	35¼	34¾	34¾	— ⅜
Boeing 1.20	334	61⅛	60⅛	60⅛	+ ¾
BoisCas .25b	119	69⅝	69	69¼	+ ¼
Borden 1.20	156	33	32⅝	32⅞	— ⅛
BorgWar 1.25	48	33⅞	33¼	33½	— ⅛
Brist My 1.20	54	68	67¼	67¾	— ¼
Brunswick	549	20½	19⅝	19¾	— ¾
BucyEr 1.20	73	29⅜	29	29⅜	+ ¾
Budd Co .80	11	32¼	32	32¼	+ ⅜
Bulova .80b	25	50	49¼	49¾	+ ⅜
Bunk Ramo	256	16	15⅞	16	+ ⅛
Burl Ind 1.40	188	42⅞	42¼	42½	+1⅛
Burroug 1.20	44	238⅞	237¼	238	— ¾
Cal Finanl	41	10¼	10	10	— ⅛
CampRL .45a	36	33⅞	33⅝	33¾	— ⅞
CampSp 1.10	53	31¼	31	31	— ⅛
Canteen .80	70	29¾	29½	29⅝	+ ⅛
CaroPLt 1.42	47	40⅛	40	40⅛	+ ⅛
CaroT&T .76	19	37¼	37⅛	37⅛	— ⅛
Carrier Cp 1	32	78½	78	78⅜	— ⅞
CarterW .40a	90	20⅛	19⅜	19⅜	— ⅛
Case JI	16	19¼	19	19	
CastleCke .60	14	38¾	38½	38¾	+ ⅛
CaterTr 1.20	77	46½	46⅛	46⅛	— ¼
CelaneseCp 2	43	71¼	70¾	71	+ ¼
Cenco Ins .30	66	59¾	59⅛	59¼	
Cent SW 1.80	31	45½	45	45⅜	— ⅛
Cerro 1.60b	274	40⅞	40	40⅜	— ⅜
Cert-teed .80	36	33	32⅜	32⅝	+ ⅛
CessnaA 1.40	74	53	53	53	+ ¼
CessnaAir wi	13	27	27	27	
CFI Stl .80	163	27½	26⅞	27⅜	+ ⅛
Ches Ohio 4	32	74½	73¾	74⅛	+ ⅛
ChiMil StP P	6	57⅝	57¼	57¼	— ⅜
ChiPneu 1.80	37	49½	48¼	49½	
Chi RI Pac	9	29½	29¼	29¼	— ½
Chris Craft 1	181	58⅛	56	56	+ ½
Chrysler 2	219	53⅞	53⅛	53⅝	— ⅛
CITFin 1.80	231	47¼	46	46¼	+1¼
Cities Svc 2	321	68⅛	67	68	+1⅛
Clark Eq 1.20	16	34	33⅝	33⅞	— ⅜
ClevElll 2.04	43	41⅛	41¼	41⅞	+ ⅜
Coca Col 1.20	65	70½	70¼	70⅛	+ ⅛
Colg Pal 1.20	51	47⅜	47⅛	47¼	+ ¼
CollinRad .80	31	61½	60⅞	61½	+ ⅜
Colointst 1.60	73	49¾	49	49⅛	— ⅜
CBS 1.40b	55	50⅝	50⅛	50⅛	— ⅛
ColuGas 1.60	65	30⅝	30½	30⅝	+ ⅛
ComSolv .90e	24	27¾	27⅜	27¼	+ ⅛
ComwEd 2.20	43	49⅞	49⅜	49⅜	+ ⅛
Comsat	76	48½	47¾	48¼	+2
Con Edis 1.80	78	34⅞	34⅝	34¾	
ConElecInd 1	18	40⅝	40	40	
Con Foods 1	14	44⅛	44¾	44¼	
ConNatG 1.76	73	32½	32⅜	32½	+ ¼
ConsPwr 1.90	37	44	43⅝	43⅞	
ContAirL .50	118	21¼	21	21⅛	— ¼
Cont Can 2.20	49	68½	67¾	68⅜	+ ⅜
Cont Cp .80e	57	59	57⅛	58¼	— ⅜
Cont Mot .40	4	25¼	25⅛	25¼	— ⅛
Cont Oil 3	99	78	77½	77⅞	— ⅛
Cont Tel .68	631	26½	26	26½	+ ¼
Control Data	122	144¼	141⅝	142⅝	+2⅛
CooperIn 1.40	4	49	49	49	+ ½
Corn Pd 1.70	95	40⅞	40¼	40⅜	— ¼
CorGW 2.50a	38	273½	270½	270½	—1½
Cowles .50	37	15⅞	15⅝	15⅝	
CoxBdcas .50	8	53⅞	53½	53¾	— ½
CrouseHin 1b	9	32⅞	32⅝	32⅝	—1
CrowCol 1.511	32	35¼	34⅞	35¼	+ ¼
Crown Cork	40	80¾	79½	80¼	+2⅛
CrownZe 2.20	97	63	62¼	62½	
Cudahy Co	58	24⅛	23¾	23⅞	+ ⅛
Curtiss Wrt 1	51	25¼	24¾	24¾	— ⅜

D-E-F

	Sales (hds.)	High	Low	Last	Net Chg.
DaycoCp 1.60	14	44	44	44	— ¼
Day PL 1.52	11	36¾	36¼	36⅜	
Deere Co 2	73	53⅝	53⅜	53⅛	+ ⅛
Del Mnte 1.10	41	34	33½	33⅞	+ ⅛
DeltaAir .40	229	39½	39⅛	39⅜	+ ½
DenRGr 1.10	336	28⅛	27¾	27¾	— ⅜
DetEdis 1.40	56	28	27¾	27⅞	+ ⅛
Det Steel .60	32	25	24¾	24¾	— ¼
DiaSham 1.40	42	33⅝	33⅜	33⅜	+ ⅜
Disney .30b	19	84	83	83½	
DomeMin .80	40	73	73	73	
DowChm 2.40	132	79	78⅝	78⅞	— ½
DressInd 1.40	80	41¾	41⅛	41⅛	— ¾
DukePw 1.40	4	43	43	43	+1
duPont 5.50e	68	161¾	160½	161	— ⅜
Duq Lt 1.66	47	31⅛	30¾	31⅛	+ ⅛
Dyna Am .40	85	26¼	25¾	25⅞	— ½
East Air .50	160	30¼	30¼	30¼	+ ⅜
E Kodak .88a	288	72	71⅛	71⅛	
EatonYa 1.40	76	38⅛	37½	37¾	— ¼
Ebasco Ind 2	82	67½	66½	67⅛	+ ⅛
EG&G .10	20	45⅞	45⅝	45⅞	+ ½
Elect Spec	15	26¾	26¼	26⅜	— ⅛
ElPasoNG 1	301	25	24¾	24¾	+ ⅛
Eltra Cp 1.10	60	40⅞	40⅜	40½	— ½
Emer El 1.80	33	104⅞	103½	104⅞	+1¼
EndJohn .12p	3	43½	43¼	43¼	— ¼
Ethyl Cp .72	43	36	35⅝	35⅝	+ ⅛
EvansP .60b	17	52½	52¼	52¼	— ⅛
Eversharp	68	26½	26	26½	+ ⅜
FairchC .50e	50	74½	72½	73⅛	—1⅜
Fairch Hiller	73	22⅞	22¾	22¾	+ ¼
Fansteel Inc	28	28¾	28½	28⅝	— ⅛
Fedders .60	422	56⅞	56	56¾	+ ¼
FedDStr .95	281	35½	34¾	34¾	+ ¼
Filtrol 1.40	74	53	52½	52½	+ ½
Firestne 1.60	43	61⅞	61⅜	61⅞	+ ⅜
FstChrt 1.68t	40	37⅛	37	37	
Flintkote 1	71	27¼	27	27	+ ⅛
Fla Pow 1.52	49	48½	48¼	48½	+ ½
FlaPwLt 1.88	38	74	72⅝	72⅝	— ½
FMC Cp .85	127	35⅞	35½	35⅞	— ⅛
FoodFair .90	39	23	22¾	22¾	— ¼
FordMot 2.40	162	51¼	51	51⅛	— ⅛
ForMcK .75	15	31⅞	31⅝	31¾	+ ⅛
FreepSul 1.60	130	40⅛	40	40	— ¼
FruehCp 1.70	86	39⅛	38⅞	38¾	+ ⅛

G-H-I

	Sales (hds.)	High	Low	Last	Net Chg.
GAC Cp 1.50	43	56	55¾	55⅞	— ¼
GAF Corp .40	111	29⅞	29¼	29¼	— ⅝
Gam Sko 1.30	24	36⅝	36	36⅝	
GenDynam 1	49	48⅛	47⅞	48⅛	+ ⅛
Gen Elec 2.60	285	92¼	91½	91⅞	
Gen Fds 2.60	95	79½	78¾	79⅜	+ ⅞
Gen Mills .80	230	33⅛	32¾	32⅞	— ⅜
Gen Mot 3.40	325	80⅜	79⅝	80	—1⅛
GPubUt 1.60	94	31⅝	31⅛	31⅜	— ⅛
G TelEl 1.48	278	40¼	39⅞	40	
Gen Tire 1b	79	31⅞	31¾	31⅞	+ ⅛
Genesco 1.60	13	48	47½	47½	—1
Ga Pacific 1b	76	94½	94¼	94¼	
Gerber 1.10	x52	33⅛	32⅞	33⅛	+ ⅛
GettyOil .72e	66	85½	83½	83½	—1¾
Gillette 1.20	145	53⅝	53¼	53⅝	+ ⅜
Glen Alden	415	19¼	19⅛	19⅛	
Global Marin	22	35	34¾	34¾	— ¼
Goodrich 1.72	357	62⅞	61⅝	61⅝	—1¼
Goodyr 1.50	135	59	57	59	+ ⅞
GraceCo 1.50	x243	45¼	44½	45¼	— ⅜
GraniteC Stl	67	24⅛	24	24⅛	— ¼
Grant 1.30	35	43⅛	43⅛	43½	+ ½
Gt A&P 1.30	111	35¼	34⅞	35	+ ¼
Gt Nor Ry 3	9	62⅞	62¾	62⅞	+ ⅛
Gt West Finl	56	23⅝	23½	23½	— ¼
GtWnUnit .90	37	75¼	74	74	—1⅜
GreenGnt .96	20	36½	36⅜	36⅜	
Greyhound 1	104	24⅜	23⅞	24⅛	+ ⅛
GrumnAirc 1	415	48¼	47¼	47½	+ ½
Gulf Oil 1.50	391	45⅝	44⅝	45	— ½
GulfStaUt .88	43	26½	26	26¼	— ⅛
GifWind .30b	138	45½	45⅛	45⅛	— ⅜
Halliburt 1.05	112	46⅞	45⅞	46⅛	— ⅛
Harris Int 1	21	73¼	73	73¼	+1¼
HeclaMng .70	74	33¾	33¼	33¾	+1⅜
Herc Inc 1	37	50⅞	50¾	50¾	— ⅜
HewPack .20	55	80⅛	79	79¾	— ½
Hoff Electrn	141	21	20	20¼	— ⅜
Holidylnn .35	30	76½	76⅛	76½	
HollySug 1.20	11	35⅜	35	35	— ½
Homestke .40	34	40¼	40	40⅛	— ¼
Honeywl 1.10	96	122¾	120	121	+1⅜
HousehF 1.10	97	43⅞	43	43¼	— ⅛
HoustLP 1.12	37	46⅛	45¼	45¼	— ⅜
Howmet .70	64	31¾	31½	31⅜	+ ¼
IdahoPw 1.60	16	34⅝	33⅞	34¼	+ ¼
Ideal Basic 1	103	18½	18¼	18¼	— ¼
Ill Cent 1.50	14	67¾	67¼	67¾	— ¼
Imp Cp Am	145	13¼	13⅛	13⅛	
INA Cp 1.40	614	51½	51⅛	51¼	+ ⅛
IngerRand 2	31	54½	53¾	54½	+ ⅜
Inland Stl 2	207	41	40	40½	—1
InterlkSt 1.80	11	38	37⅞	37⅞	
IBM 3.20	212	302¾	300¼	302½	+4½
Int Harv 1.80	136	38	37½	37⅝	
Int Miner .50	202	23	22⅝	22⅞	— ⅜
IntNick 1.20a	x326	38⅛	38⅜	38⅝	+ ⅜
Int Pap 1.50	260	39½	39	39	+ ⅛
Int T&T .95	189	55	54½	54⅞	+ ⅞
Iowa Beef	10	72⅞	71⅞	71⅞	—1⅞
IowaPSv 1.32	18	25½	25⅜	25⅜	— ½
IPL Inc	19	22	21⅝	21⅞	

J-K-L

	Sales (hds.)	High	Low	Last	Net Chg.
Jewel Co 1.40	11	48	47¼	47¼	— ½
JohnMan 2.40	94	86	85	85⅝	+ ⅝
JohnJhn .80a	8	109½	109¼	109¼	— ¼
JonLogan .80	20	53¼	53¼	53¼	+ ¼
Jones L 2.70	16	73	72½	72½	— ¼
Jostens .60	5	35	34¾	34¾	+ ¼
Joy Mfg 1.40	76	37⅜	37	37⅜	+ ⅜
Kaiser Al 1	41	40½	39⅞	40⅛	+ ⅛
Kan GE 1.36	23	27⅞	27¼	27¼	— ¼
KanPwL 1.12	14	24⅝	24¼	24¼	+ ⅜
Katy Ind	23	28	27⅝	27⅝	— ½
KayserRo .60	20	37⅝	37¼	37⅜	— ⅜
Kennecott 2	180	49⅞	49½	49¾	
Kerr Mc 1.50	11	112¼	110¾	112	+1
KimbClk 2.20	30	76¼	76	76	+ ⅛
Koppers 1.60	13	45	44¼	44¼	+ ¾
Kresge SS .34	203	40½	40	40½	+ ¾
Kroger 1.30	119	34⅞	34⅜	34½	+ ⅛
Lear Sieg .45	247	26⅞	26	26⅝	+ ⅝
LehPCem .60	25	20¼	20⅛	20¼	
Leh Val Ind	188	15⅞	15½	15½	— ¼
Lehmn 1.39g	82	22⅛	22	22⅛	+ ⅜
LibOFrd 2.80	39	57¾	57	57	— ⅜
Libb McN L	63	15	14⅞	15	
Ligg My 2.50	56	46⅛	46	46	— ⅜
Ling TV 1.33	31	84	83¼	83⅝	+ ⅛
Litton 1.891	379	61	60¼	60⅝	+ ⅝
Livingstn Oil	233	12¼	11⅞	12¼	+ ⅜
LockhdA 2.20	156	45½	45⅛	45¼	+ ⅜
LoewsThe .13	264	60	58½	58½	+1
LoneS Cem 1	43	25¼	24⅞	25¼	— ⅛
LoneSGa 1.12	271	26½	26¼	26½	+ ¼
LonglsLt 1.24	188	29⅝	29	29¼	— ⅜
LuckyStr 1.40	20	48¾	48	48	—1¼
Iukens Stl 1	23	34⅝	34⅛	34¼	— ¼

M-N-O

	Sales (hds.)	High	Low	Last	Net Chg.
Macke Co .30	17	28⅜	28⅛	28⅛	+ ⅜
Macy RH 1	82	38⅛	37⅞	38	+ ¼
MadFd 3.26g	61	30⅛	30⅛	30⅛	— ¼
MagmaC 3.60	21	83⅞	83½	83½	
Magnvox 1.20	67	52¾	52¼	52¼	— ⅝
Marathn 1.60	131	54	52¾	54	+1⅞
Marcor .25g	90	53⅝	53¼	53¼	+ ¼
Mar Mid 1.60	79	41⅞	41¼	41½	— ⅛
MartinM 1.10	107	26⅝	26⅛	26⅛	— ⅜
MayDStr 1.60	99	39¾	39	39⅛	— ⅜
Maytag 1	31	31¼	30⅝	30⅝	— ⅜
McDonnD .40	124	48⅛	47⅜	48¼	+ ¾
Mead Cp 1.90	174	53½	53	53⅜	+ ⅜
MelvSho 1.30	36	59¾	59¾	59¾	+1½
Merck 1.80a	70	88¼	87¼	87⅝	+ ⅛
MGM 1.20	33	39⅛	38⅜	38¼	— ⅛
Microdot	62	31	30⅝	30⅝	
Microdot wi	15	30⅝	30¼	30¼	— ¼
MidSoUtil .88	46	25⅛	25	25	— ⅛
MinnMM 1.45	148	102¾	101⅝	101⅞	+1⅞
MinnPLt 1.20	12	24¾	24⅝	24⅝	— ¼
MobilOil 2.20	169	57	56⅜	56⅜	— ⅜
Mohasco 1	130	37¾	35½	37⅛	+1¾
Monsan 1.80	176	55⅞	55⅛	55½	+ ¾
MontDUt 1.68	5	36	35⅞	35⅞	— ⅛
Mont Pw 1.56	25	34⅞	34⅛	34⅛	— ⅞
Motorola 1	47	116¾	116	116⅝	+1¼
Mt St TT 1.24	65	24¼	23⅞	24¼	— ¼
NatAirlin .30	47	46	45¾	45¾	— ¼
Nat Bisc 2.20	27	52⅝	51¾	51¾	— ¾
NatCan .60	20	59⅞	59⅞	59⅞	
NatCash 1.20	73	119¾	117¾	118½	+ ½
N Dairy 1.60	122	41¾	41⅛	41½	+ ¼
Nat Dist 1.80	57	41⅞	41⅜	41⅝	— ⅜
Nat Fuel 1.68	25	29⅛	28⅞	29	+ ⅛
Nat Genl .20	680	45½	44½	45¼	+2¼
Nat Gyps 2	106	59⅞	59⅜	59⅞	+ ¼
NatInd .46f	135	22½	21½	21⅞	+ ⅛
NatLead 3.40	40	74	73⅛	73⅝	+ ⅛
Nat Steel 2.50	41	51¼	50⅝	50⅞	— ½
Nat Tea .80	51	15⅝	15⅜	15½	— ¼
Nevada Pw 1	15	48	47⅜	47⅝	— ¼
Newberry .80	17	34⅞	34¾	34⅞	+ ⅛
NEngEl 1.48	58	29⅛	28⅞	28¾	+ ¼
Newmnt 2.60	34	80¾	79¾	80	—1½
Niag MP 1.10	73	22½	22⅜	22½	+ ⅛
NorfolkWst 6	41	109¾	108¼	109⅞	+ ⅞
NoAmRock 2	120	40¼	40	40¼	
NoNGas 2.60	18	62⅞	62⅞	62⅞	+ ⅛
Nor Pac 2.60	29	64	62¾	62¾	—1¼
NoStaPw 1.60	142	30⅛	30	30	
Northrop 1	23	51	50¼	50¼	— ¾
NwstAirl .80	45	85¾	85¼	85¼	+ ¼
NwtBanc 2.40	2	69¾	69¾	69¾	— ¼
Norton 1.50	19	43	42¾	42¾	+ ¾
Nort Simon	21	47¾	47⅝	47⅝	+ ¼
Norwich .80	38	44	43	44	— ⅛
Occident .80b	1761	50⅞	49⅝	50	+1⅛
OhioEdis 1.42	20	30¼	30	30¼	+ ¼
Okla GE 1.08	36	25¼	25	25¼	
OklaNGs 1.12	13	23⅜	23¼	23⅜	+ ¼
Olin Mat 1.32	186	48⅞	48¼	48½	— ½
Olin Math wi	6	33¼	33¼	33¼	
Omark 1.01t	26	30⅛	29¾	29⅞	+ ½
Otis Elev 2	45	46½	46¼	46⅜	+ ⅛
Outbd Mar 1	67	36⅜	35⅞	36¼	+ ¾
OwensIll 1.35	38	73¼	72¾	72¾	—1½

P-Q-R

	Sales (hds.)	High	Low	Last	Net Chg.
PacGEl 1.50	83	37¼	36⅝	37¼	+ ⅛
PacLtg 1.60	42	28½	28¼	28⅜	
Pac Pet .25e	448	26⅛	25⅞	26⅛	— ⅛
PacPwL 1.20	53	24¼	23¾	24	— ⅛
PacT&T 1.20	189	23⅛	23	23⅛	
PanASul 1.50	54	31⅛	31	31¼	— ¼
Pan Am .40	177	27⅜	27¼	27⅜	+ ⅛
Panh EP 1.60	52	39½	39⅛	39⅛	+ ⅛
ParkeDavis 1	78	29¾	29⅜	29⅝	— ⅛
PennCen 2.40	121	66⅜	65½	65¾	— ⅞
PennDix .60b	25	33⅝	33¼	33¼	— ⅛
Penney JC 1	100	49⅞	49	49	+ ¼
PaPwLt 1.56	16	34	33⅞	34	— ⅛
PennzUn .80	140	53⅝	52⅝	52⅝	+ ⅜
PepsiCo .90	54	49	48½	48⅝	+ ⅜
Perfect Film	61	47	46	46⅛	—1⅛
PfizerC 1.40a	95	78	76⅝	77	—1
PhelpsD 1.90	57	48	47⅝	48	
Phila El 1.64	48	32	31⅝	31⅞	— ⅛
PhilMorr 1.80	39	62¾	62¼	62½	+ ½
Phill Pet 2.60	281	73⅝	72⅝	73⅛	— ¼
PitneyB 1.20	113	71⅝	71	71½	— ½
Polaroid .32	149	125½	123	123¼	+ ¾
PPG Ind	119	38⅞	38	38½	
ProctGa 2.60	51	84½	83⅝	84	— ¼
PubSCol 1.06	90	27¼	27	27¼	— ⅛
Publkind .75t	110	15⅝	15½	15⅝	+ ¼
Pueb Sup .48	18	45	44½	44⅝	—1⅜
PugSPL 1.68	12	37⅜	37⅜	37⅜	+ ⅛
Pullman 2.80	26	58¾	58	58¼	+ ¼
Questor .50	18	30⅛	30	30⅛	— ⅛
RCA 1	282	44⅝	44	44¼	— ⅛
RalstonP .60	123	28	27¼	28	+ ⅝
Ranco Inc .92	37	46	45	45⅞	+1¼
Raytheon .50	243	44½	43⅞	43⅞	+ ¼
Reading Co	18	24	23	23¼	— ⅜
ReichCh .50	51	17⅞	17⅝	17⅝	+ ⅛
RepubStl 2.50	83	51½	50¾	51⅜	— ½
Revlon 1.40	84	80¾	80⅛	80⅝	+ ⅞
Rexall .30b	132	46	45½	46	+ ¼
Reyn Met .90	181	43	42⅝	43	+ ¼
ReynTob 2.20	233	45	43⅝	44¼	—1¾
RoanSel .47g	466	12⅛	11⅝	12⅛	+ ⅜
Rohr Cp .80	43	37⅞	37⅜	37⅞	+ ⅜
RoyCCola .81	11	40	39¾	40	+ ¼
RoyDut 1.89r	168	53	52½	52½	
Ryder Sys 1	32	80	77¾	80	+4⅜

S-T-U-V

	Sales (hds.)	High	Low	Last	Net Chg.
Safeway 1.10	117	27⅞	27⅝	27¾	+ ⅛
St Jos Lead	146	38	35⅛	35½	—2⅜
StLSanF 2.20	1	54⅝	54⅝	54⅝	+ ⅛
StRegP 1.40	77	42⅝	42½	42⅝	— ⅛
Sanders .30	46	60	59½	60	+ ¼
SaFelnd 1.60	381	39	37⅝	38¾	+1⅛
SanFelnt .30	42	49⅛	48⅜	48¾	+ ⅜
Schenley 1.30	4	40⅝	40⅝	40⅝	+ ½
Schering 1.40	24	82	81⅝	81⅝	— ⅛
Scientif Data	847	119¾	115⅝	119¼	+10¾
SCM Cp .60b	82	44⅞	44	44½	— ⅛
Scott Paper 1	104	28¾	28⅜	28⅝	— ⅛
Sbd CstL 2.20	16	48½	48¼	48½	— ⅜
Searl GD 1.30	101	43¾	43⅜	43¾	+1⅜
SearsR 1.20a	190	66⅜	65⅛	65⅜	—1⅛
Sharon Stl	136	49½	48½	48¾	— ¼
Shell Oil 2.30	62	67¼	67	67	
ShellTr 1.13e	2	45½	45½	45½	— ⅜
SherwnWm 2	38	54⅞	54	54⅞	+ ⅞
SignalCo 1.20	102	40⅛	39⅝	39⅞	— ¼
Sinclair 2.80	66	113½	112¼	113½	+ ⅜
SingerCo 2.40	118	84	82⅝	84	+1⅜
Smith KF 2	124	49⅞	48¾	49⅝	+ ⅞
SouCalE 1.40	137	39⅛	38⅝	38⅞	— ⅜
South Co 1.14	111	28	27⅝	27⅞	+ ⅛
SouNGas 1.40	75	49½	48¾	49	+ ⅛
Sou Pac 1.80	133	45⅞	45¼	45⅝	+ ¼
Sou Ry 2.80a	37	63⅝	62½	63¼	— ¼
Spartan Ind	56	23⅞	23½	23½	
SperryR .22g	147	51⅞	51⅛	51½	— ½
SquareD .70a	368	21⅞	21⅜	21⅞	
St Brand 1.50	30	45⅜	45⅛	45¼	
Std Kollsman	26	24⅞	24½	24⅝	
StOCal 2.80b	154	70½	70⅛	70¼	+ ¼
StOilInd 2.30	96	59⅜	59	59¼	— ⅜
StdOilNJ .90g	359	82¼	81⅛	82	+1¼
StdOilOh 2.70	11	69¼	68⅞	68⅞	— ⅛
St Packaging	40	17⅞	17½	17⅞	— ¼
StauffCh 1.80	111	48⅛	47⅝	47⅞	+ ¼
SterlDrug .70	x162	40	39	39¼	+ ½
StevensJ 2.40	36	59½	59	59	+ ¼
StudeWorth 1	95	58⅝	58¼	58½	+ ¼
Sun Oil 1b	11	73¼	72½	72½	—1¼
SurvyFd .72g	116	7½	7⅜	7⅜	— ⅛
Swift Co .60	317	32¾	32⅛	32⅝	+ ½
TampaEl .72	54	28⅝	28	28⅜	— ⅛
Tektronix	26	63⅞	63½	63½	
Teledyn 3.57f	113	100¾	99¾	100¼	+1¼
Tenneco 1.28	154	30⅞	30⅝	30¾	+ ⅛
Texaco 2.80a	186	83¼	82¼	82⅝	+ ⅛
TexETrn 1.40	36	34	33⅞	34	
Tex G Sul .40	163	34⅞	34½	34⅝	+ ¼
Texasinst .80	18	101⅞	101⅜	101⅜	+ ¼
Textron .80	273	39⅞	39½	39¾	— ¼
Thiokol .40	69	20¼	19¾	20	— ⅛
TimesMir .50	24	42¼	41½	42¼	+ ¾
Timk RB 1.80	31	38⅜	38	38¼	— ⅛
TransWAir 1	50	47¾	47¼	47¼	+ ½
Transam 1b	67	75	74¼	74⅞	+ ⅜
Transam wi	11	37⅝	37½	37⅝	
Transitron	54	14⅛	13¾	14	
TriCont 2.47g	64	34⅛	33⅝	33⅞	+ ⅛
TRW Inc 1	85	39⅝	39⅜	39½	— ¼
Twen Cent 1	2384	36⅞	35⅝	36⅛	+ ⅜
UMC Ind .72	639	27¾	27⅜	27⅜	+ ¼
Un Carbide 2	1961	47	46¼	46⅝	+ ½
Un Elec 1.20	101	23½	23¼	23¼	— ⅛
UnOilCal 1.40	571	56¼	55½	55⅞	+2⅛
UnionPacif 2	116	61⅞	60¾	61½	
Uniroyal n.70	130	29⅝	29	29⅛	— ⅝
UnitAirLin 1	233	46	45¼	46	+ ¼
UnitAirc 1.80	50	70½	70¼	70⅜	+ ⅜
Unit Cp .60e	6	15½	15¼	15½	+ ⅛
Un Fruit 1.40	74	75½	71	71	—5½
Unit MM 1.20	19	35⅝	35⅛	35⅝	
USGypsm 3a	83	82⅞	82	82¼	— ¾
US Indust .40	171	31¾	31½	31⅝	
USPipe 1.20	16	35½	35⅜	35⅜	— ⅛
USPlyCh 1.50	13	78¾	78	78	— ¼
US Smelt 1b	31	55¼	54⅝	54⅝	— ⅝
US Steel 2.40	291	47⅞	47⅝	47¾	— ⅜
UnivO Pd .80	66	36⅝	36⅜	36⅝	+ ⅜
Upjohn 1.60	102	52⅞	52½	52½	— ⅜
Varian Asso	85	32⅛	31½	31½	— ⅜
Vendo Co .60	19	30¾	30⅝	30⅝	— ⅜
VaElPw 1.08	125	31⅝	30⅝	31¼	— ¼

W-X-Y-Z

	Sales (hds.)	High	Low	Last	Net Chg.
WarLam 1.10	122	55⅛	54¾	55	
Was Wat 1.28	33	24¾	24⅝	24⅝	+ ½
Westn AirL 1	91	43	42½	42½	+ ¼
Wn Banc 1.20	72	43	42⅝	42⅝	— ¼
WnUTel 1.40	109	43⅝	43	43¼	+ ⅞
WestgEl 1.80	253	69¾	69¼	69½	+1⅝
Weyerhr 1.40	46	82⅛	81⅞	82⅛	+ ⅜
Whirl Cp 1.60	49	58¼	58¼	58¼	— ¾
White Mot 2	11	50¼	50	50	
WinnDix 1.56	47	36¼	36	36	+ ⅛
Woolworth 1	181	33	32⅝	32⅞	+ ¾
XeroxCp 1.60	127	271½	270¼	271	+2¼
YngstSht 1.80	109	50⅞	50⅝	50⅝	— ¼
ZenithR 1.40	135	54⅛	53⅝	53⅝	—1⅛

Copyrighted by The Associated Press 1969

LOCAL

American Hoist	23¼
Ann Arbor Bank	66
Argus Corporation	8⅞
Associated Spring	37
Automation Industries	50¼
Brown & Sharpe	23½
Conductron	32
Digital Equipment	163¼
Essex International	45⅜
Federal Mogul	34⅞
Gelman Instrument	23 -25
Gulf & Western	45¼
HFC (B)	65⅜
Hoover Ball	46⅜
Huron Valley National Bank	72
Lear-Siegler, Inc.	26
Ling-Temko	84
Michigan Seamless	25⅞
National Bank & Trust	72
Schiller	21⅜
Sundstrand	64
OVER-COUNTER	
Alexander Hamilton	11¼-11¾
American President's Life	6 - 6¼
Applied Dynamics	17¼-18¼
Com-Share	39 -40
KMS Industries	35 -39
Laser Systems	21 -22
TIME Airlines	1⅞- 2⅛
Thomas Co.	6 - 6¼
Universal Airlines	20¾-21½

American Exchange

NEW YORK (AP) - American Stock Exchange selected noon prices:

	Sales (hds.)	High	Low	Last	Net Chg.
Aerojet .50a	8	30¼	29⅞	30¼	+ ¾
Air West	49	17⅞	17⅝	17⅝	— ½
Ajax Ma .15e	9	33½	33¼	33¼	+ ¼
Am Petr .70e	23	29⅜	29⅛	29⅜	
ArkLGas 1.70	71	37⅛	36⅞	37⅛	+ ⅜
Asamera Oil	128	27⅛	26¾	26¾	— ¼
AssdOil & G	95	9¾	9½	9⅝	+ ⅛
AtlasCorp wt	116	4⅝	4½	4⅝	+ ⅛
Barnes Eng	1	32⅜	32⅜	32⅜	+ ⅛
BrazilLtPw 1	68	17¼	17⅛	17⅛	
Brit Pet .57e	285	21¾	21½	21¾	+ ⅝
Campbl Chib	58	10	9⅞	9⅞	
Cdn Javelin	37	18⅛	18	18⅛	+ ⅜
Cinerama	378	14⅛	14	14⅛	+1¼
Creole 2.60a	12	39½	39⅜	39½	+ ⅜
Data Cont	8	14⅞	14¾	14⅞	+ ⅛
Dixilyn Corp	15	25¼	25¼	25¼	
Dynalectrn	60	17¾	17½	17¾	+ ¼
Equit Cp .05e	72	7⅜	7¼	7¼	
Fed Resrces	59	11⅝	11⅝	11⅝	+ ¼
Felmont Oil	19	22¾	22¾	22¾	
Frontier Air	25	14	13⅞	14	+ ⅛
Gen Plywood	6	10¼	10⅛	10⅛	— ¼
Giant Yel .40	35	13¾	13¾	13¾	— ¼
Goldfield	40	10⅞	10⅝	10⅞	+ ½
Gt Basn Pet	34	10¼	10⅛	10¼	+ ⅛
Gulf Am Cp	65	21¼	21	21	+ ½
HoernerW .82	1	27⅜	27⅜	27⅜	+ ¼
Husky O .30e	24	25⅜	25⅜	25⅜	
Hycon Mfg	7	14⅛	14⅛	14⅛	— ⅛
Hydrometl	13	17½	17½	17½	
Imper Oil 2a	8	78	78	78	—1
Imper Oil wi	28	19	19	19	— ¾
ITI Corp	20	14⅝	14½	14½	— ½
Kaiser Ind	80	21⅝	21¼	21⅜	— ¼
McCrory wt	1	14	14	14	
Mich Sug .10	2	10½	10⅜	10⅜	
Midwest Fin	29	7¾	7⅝	7¾	+ ⅛
Mohwk Data	68	68	67¼	68	+2
Molybden	12	32⅛	32⅛	32⅛	+ ¾
Nelsner Bros	2	15⅞	15⅞	15⅞	+ ¼
NewPark Mn	31	13⅝	13⅜	13⅝	— ⅛
Ormand Ind	24	13⅞	13¾	13⅞	+ ¼
RIC Group	29	12½	12⅜	12½	— ⅜
Saxon Indust	14	78⅛	77⅞	78⅛	— ½
Scurry Rain	21	35¼	35	35¼	+1
Statham Inst	22	37¾	37¼	37¾	+ ⅜
Syntex Cp .40	65	62⅞	62⅞	62⅞	
Technico .40b	127	21¾	21½	21⅝	— ⅛

Copyrighted by The Associated Press 1969

Livestock

slaughter steers slow, steady; cows active, steady to strong; several loads and lots choice 900-1,250 lbs. 28.25-29.50; mixed good and choice 27.50-28.25; good 25.50-27.50; utility cows 18.00-19.00.

Hogs 200; barrows and gilts, U.S. 2-3 200-220 lbs. 21.25-21.50; 2-3 220-240 lbs. 20.75-21.25; 3-4 240-270 lbs. 19.75-20.75; sows, 1-3 300-400 lbs. 17.00-17.75; 2-3 400-600 lbs. 15.75-17.00.

Vealers 100; high choice and prime 43.00-44.00; choice 39.00-43.00; good 33.00-39.00.

Sheep 400; several lots choice and prime 90-105 lb. slaughter lambs 28.00-29.00.

Stock Averages

Compiled by The Associated Press

	30 Ind.	15 Rails	15 Util.	60 Stocks
Net Change	+1.6	—.8	+.6	+.4
Noon Tues.	511.0	215.6	158.8	360.5
Prev. Day closed				
Week Ago	508.7	217.6	158.2	360.5
Month Ago	499.6	203.2	154.0	348.0
Year Ago	437.7	170.1	144.5	304.8
1968-69 High	531.1	217.7	160.4	368.8
1968-69 Low	435.6	165.6	135.1	299.1
1967 High	493.2	209.6	159.1	342.6
1967 Low	413.4	159.4	136.5	292.8

Bond Averages

Compiled by The Associated Press

	20 Rails	10 Ind.	10 Util.	10 Fgn.	10 L. Yd.
Net Change			+.1		
Noon Tues.	64.1	86.3	79.1	90.2	79.1
Prev. Day closed					
Week Ago	64.2	86.6	79.2	90.0	79.2
Month Ago	64.0	86.2	78.6	89.8	79.0
Year Ago	65.7	87.4	80.0	89.4	81.2
1968-69 High	66.3	91.0	81.4	90.2	82.3
1968-69 Low	63.8	85.7	78.3	88.0	78.4
1967 High	73.0	95.6	84.9	92.5	89.4
1967 Low	64.6	86.1	78.0	89.1	78.4

County Markets

(Washtenaw Farm and Garden Center)	
White wheat	1.17
Red wheat	1.17
Corn, shelled	1.04
Rye	1.04
Oats	.68
(Ypsilanti Farm Bureau)	
White wheat (13.5 per cent moisture, per bushel)	1.18
Red wheat (13.5 per cent moisture, per bushel)	1.18
Oats	.70
Soybeans	2.47
Corn, shelled	1.01
Corn, ear	.99
(Milan Farmers' Feed and Grain)	
White wheat	1.20
Red wheat	1.20
Oats (hundredweight)	2.15
Soybeans	2.49
Corn	1.02
Whitew heat (delivered to terminal)	1.26
White wheat (delivered to terminal)	1.26
Soybeans (delivered to terminal)	2.55
Corn (delivered to terminal)	1.10
(Chelsea Milling Co.)	
White wheat	1.22
(E. G. Mann & Sons, Bridgewater)	
Corn	1.10

Dividends

	Rate	Period	Stk. of Record	Payable
REGULAR				
Bangor Punta	.15	Q	2-28	3-17
Girard Trust Bk	.70	Q	3-3	4-1
Intl Paper	.375	Q	2-24	3-15
Kuhlman Cp	.10	Q	2-24	3-10
Peerless Tube	.05	Q	3-3	3-14
Wallace BusForms	.175	Q	3-3	3-17

Poultry

DETROIT (AP)—(USDA)— Prices paid per pound for No. 1 live poultry: Heavy type hens 23-25; heavy type roasters 25-27; broilers and fryers 20-21. Market steady, White Rock fryers unchanged to 1 cent higher, supplies moderate, demand fair, heavy type hens scarce and short, farm offerings of light type hens in very good demand by processors.

Eggs

DETROIT (AP)—(USDA)— Egg prices paid per dozen by first receivers including U.S.:

Grade A jumbo 43-49; extra large 42-46; large 41-45; medium 37½-40; small 29-31.

Market unsettled to weak, trade slow, supplies fully ample to burdensome on jumbos, extra large, and large, and some discounting noted, receipts of mediums and small light and short of need

Data Exchange Could Reduce Security Thefts

By John Cunniff

NEW YORK (AP) — When asked the extent of securities thefts in the financial district here, a member of an industry committee formed to study the problem replied: "There just aren't any reliable figures."

And another, in answer to the same question, stated: "It is definitely a problem but we don't know the scope and depth." Unofficial estimates, however, place the total in the millions of dollars.

The inability of industry officials to give reliable estimates is closely tied to the problem. No agency of the industry compiles complete statistics on thefts. In fact, little coordinated effort was given to the matter until recently.

Late last year the New York State Joint Legislative Committee on Crime set up offices in the financial district. And the big firms that insure brokers against losses began to rebel at having to pay out so much money.

Earlier this month the industry committee was formed "to study the incidence of securities thefts and other crimes against financial institutions." But it must work from scratch; very little data are available.

Information on securities thefts is gathered by police agencies, but generally it is unavailable to others. Brokers or their representatives cannot see the criminal records of the New York police or the Federal Bureau of Investigation.

The head of a company that investigates the backgrounds of hundreds of newly hired brokerage house employes, a former FBI man, commented: "There is no legal way to obtain criminal records. They must be obtained subterraneously."

Nor is there any central agency for listing the names and backgrounds of brokerage house employes who have been dismissed on suspicion of embezzlement or for breaches of acceptable behavior.

A dismissed employe may move to a similar job with another broker, perhaps in another city. In these days of clerical shortages some brokers eagerly put an experienced hand to work immediately, with few questions asked.

Because of the chaotic condition of records in some brokerage offices, the new employe might find himself in a position to walk off with securities and not even be suspected of theft for many months.

Some brokers feel that if records of dismissed employes were maintained by an industry agency, and the records made available to all, the hiring of potential thieves would be greatly lessened.

Also needed, they say, is a central records system for stolen securities. If missing stocks and bonds are to be recognized as such, they contend, then all brokers must contribute information to the system and draw on it as well.

In a sense, these shortcomings, which may be contributing to a dangerous loss of confidence by the investing public, are just more evidence of an industry badly in need of modernizing.

The brokerage business has generally been one of individuals or partnerships. Until recently it had little of the formal structure that characterized the corporations whose shares it traded.

In most houses the emphasis has been almost solely on sales. Humdrum matters, such as record keeping, although they might have been meticulously attended to, were seldom the focus of the boss' efforts. Sales, not records, made money.

Reflecting this, front offices often were sumptuous, even overstuffed, but back offices were barren. In an age of computers, some firms until recently were little advanced beyond the quill.

When the sales efforts paid off in a trading boom the back offices weren't ready. Front offices were kept assuringly comfortable, but only because everything was swept behind the facade.

Now, under prodding and discipline by regulatory agencies and the stock exchanges, modern methods are being applied to the mess. Opinions differ on how strenuously the modernization is being pursued or if it is effective.

Meanwhile, as one insurer states, the disorderly situation could mean a heyday for professional thieves.

Successful Investing

Annuities: Be Sure You Understand Them

(Editor's Note: News readers are reminded that Spear's suggestions in answer to questions relating to specific stock are only informed opinion and not general recommendations for the sale or purchase of particular issues.)

By Roger E. Spear

Q—I am approaching retirement and am trying to figure how much income I can muster up. I have been considering a 5 per cent passbook savings account. But a high-rated insurance company has offered me a straight life annuity that will pay what amounts to 9 per cent income on my investment for the rest of my life. Would this be riskier than the bank?—L. B.

A—I am not sure from your letter if you fully understand what an annuity is. Since the company has a good reputation, you need not be concerned with risk; monthly income is guaranteed for your lifetime. But any portion of the principal which might remain after your death reverts to the life insurance company, not to your estate. The insurance company uses not only the income it earns from your money but also dips into your capital to provide monthly payments.



spear

An individual could set upt his type of plan for himself, but there is the constant threat of outliving the capital. If, for instance, you deposited $100,000 in a 5 per cent savings account and withdrew $9,000 annually, it would take only 17 years years to exhaust your capital plus accrued interest. This same capital used to purchase a single premium straight life annuity would guarantee about $9,000 annually, regardless of how many years you lived.

If you are married and have heirs, you would probably prefer some form other than straight life for your annuity. There are many varieties and terms which can be used alone or in combination to provide the best possible plan for your needs. In one plan the payment escalates with the cost of living index; another guarantees payments for at least 10 years, regardless of the number of years the annuitant lives.

In any case, make a very thorough study of the various plans so that you understand what you are buying; this is one of the most important decisions you will have to make.

(Roger Spear's 48-page Guide to Successful Investing is available to readers. For your copy send $1 to Roger E. Spear in care of The Ann Arbor News, Box 1618, Grand Central Station, New York, N.Y. 10017.)

Vital Statistics

Deaths

Mrs. Muriel D. Schlesinger, 55, of 1224 Westport.

Jeannette E. Pell of 714 Madison Place.

Mrs. Laura Belle Barlow, 58, of 2395 McComb.

Carl R. Thomas, 54, of 2140 Huron Parkway.

(Funeral services and other obituary information may be found today on Page 23.)

Marriage Licenses

Alan D. Loceff, 30, and Helen J. Kraus, 22, both of Ann Arbor.

Martin Cadwell, 19, and Victoria P. Page, 18, both of Ann Arbor.

Richard A. Garlough, 20, of Ypsilanti, and Karen L. Smith, 19, of Belleville.

Walter Harris, 23, of Belleville, and Stella M. Kitchen, 17, of Ypsilanti.

Robert V. Nowlan, 18, and Peggy A. Hoskins, 16, both of Ypsilanti.

Charles H. Perry, 30, of Saline, and Bonnie L. Young, 26, of Ann Arbor.

Richard A. Whiting, 18, and Gail A. Pilbeam, 18, both of Ann Arbor.

William H. Fineout, 21, and Mary L. Dodick, 23, both of Ypsilanti.

William L. Wright, 21, of Media, Pa., and Felma S. Carter, 21, of Ypsilanti.

Charles J. M. Anderson, 34, of Ypsilanti, and Roberta E. Hunt, 26, of Ann Arbor.

Robert Keeney, 35, and Dariel J. Ligget, 26, both of Ann Arbor.

Leslie Wilde Jr., 24, of Ypsilanti, and Nancy A. Cole, 34, of Ann Arbor.

Roy E. Riddle, 21, and Betty J. McGinnis, 17, both of Willis.

William D. DuBois, 30, of Ypsilanti, and Ruby E. Bowen, 26, of Belleville.

Peter B. Salamon, 26, of Detroit, and Susan H. Young, 23, of Ann Arbor.

Steven W. Parker, 18, and Rhonda F. Kelley, 16, both of Ypsilanti.

Births

Daughters

Reilly—Kristie Arlene, Feb. 7, to Mr. and Mrs. Peter A. Reilly, 1103 Maiden Lane Ct., Apt. 104.

Molter—Amy Marie, Feb. 10, to Mr. and Mrs. Lyle G. Molter, Ypsilanti.

LeVee — Elizabeth Ann, Feb. 10, to Mr. and Mrs. Gordon J. LeVee, 2155 Cram Pl., Apt. 34.

Mekas—Mary Lou, Feb. 10, to Mr. and Mrs. Michael Mekas, 1109 W. Washington.

Seguin—Corinne Marie, Feb. 11, to Mr. and Mrs. Elwyn F. Seguin, Plymouth.

Quinlan—Holly Anne, Feb. 11, to Mr. and Mrs. Patrick D. Quinlan, 555 Packard, Apt. 2.

Evanoff—Dianna Marie, Feb. 8, to Mr. and Mrs. James K. Evanoff, Ypsilanti.

Bach—Jamie Lynne, Feb. 2, to Mr. and Mrs. Steven D. Bach, 1586 Murfin, Apt. 39.

Swinson—Betty Jean, Feb. 7, to Mr. and Mrs. Edward L. Swinson, Ypsilanti.

Rowe—Judith Anne, Feb. 8, to Mr. and Mrs. Charles B. Rowe, Dexter

Sons

Hoover—Jason Bradley, Feb. 7, to Mr. and Mrs. William D. Hoover, 307 Potter

Burkheiser — Mark Steven, Feb. 8, to Mr. and Mrs. Gary A. Burkheiser, 2003 Huron Pkwy, Apt. 7.

Wisconsin 'U' Students Back Negro Demands

MADISON, Wis. (AP) —University of Wisconsin students marched through the state capital Monday night in support of Negro demands.

While an estimated 3,000 students rallied around a campus statue of Abraham Lincoln to listen to Negro grievances, about 50 other students began a sit-in at the Sociology Building on another topic.

University officials had warned there would be suspensions or expulsions should demonstrators disrupt classes as they did Friday when supporters of Negro demands overturned classroom furniture.

At the request of university officials, about 200 policemen and Dane County sheriff's deputies patrolled the campus as students opened a classroom boycott campaign.

No effort was made by the several hundred pickets to interrupt classes. Police, carrying riot sticks and helmets, stayed in the background.

After the university said there was no appreciable student or faculty response to the demonstrators' boycott, students burned an effigy of the school administration in the lap of the Lincoln statue, marched eight blocks to the state Capitol, and dispersed after leaders said boycott efforts would continue.

The 33,000-student campus has about 500 Negroes, many of them demanding control over hiring and firing of Negro instructors and more courses of exclusive Negro interest.

The 50 students who took over the Sociology Building said their action was a protest against the school's refusal to renew the contract of a professor who had been reprimanded for giving only "A" and "F" grades to students.

The university ignored the sit-in demonstrators' violation of a 10 p.m. building curfew. A department chairman told campus police to allow the students to remain "because they're not disrupting anything."

"They're peaceful, so why bother them," he said.

East's Storm Detours Stork To Airfield

NEW YORK (AP) — An expectant mother, prevented from getting to a hospital by the Northeast snowstorm, was rushed to the dispensary of Floyd Bennett Field. She walked the last 300 feet through four-foot drifts, then gave birth to a son.

Sailors at the military air field in Brooklyn dubbed the infant "Mr. Floyd." The mother, Mrs. Frederick George, named him Rod Thomas George. Dr. Cecil Grimes, assisted by three other snow stranded surgeons, performed the delivery.

"This was better service than I expected," said Mrs. George, "but I don't expect to be back."

Mineral Output At Record High

LANSING (UPI)—Preliminary estimates by the U. S. Bureau of Mines shows that Michigan's 1968 mineral production rose to a new value record of nearly $610 million.

The figure was up about $15 million from 1967. Copper production made the biggest advance, from $44.7 million to $62.7 million.

Although it slipped about $15 million from 1967, iron ore held firm as the state's mainstay for mineral values at $147.7 million.

Brush Fire Ebbs Near Observatory

FORT DAVIS, Tex. (AP) — A raging grass and brush fire nearly surrounded McDonald Observatory on Mt. Locke for a time but dying winds eased a threat to the observatory today.

Most of the fire was on the south face of Mt. Locke and in a canyon below.

SMITH, HAGUE & Co.

Member New York Stock Exchange

Other Major Exchanges

Stocks — Bonds — Mutual Funds

113 S. Fourth Ave.

Ann Arbor Phone 662-5535

DEMPSEY & ALBRECHT





Business Insurance

Personal Estate Analysis

Investment Planning

Pension & Profit Sharing

Employee Benefits

Phone 761-1702

Announcing the location of our new offices at Pauline Plaza west of Stadium and Pauline

PAULINE PLAZA • 1925 Pauline, West of Stadium

Geddes Lakes is worth the move...



because Geddes Lakes has three private lakes

If you agree that three private lakes (stocked with trout) are worth a move, don't move until you've seen the Geddes Lakes Rental Townhouses. The men who built Geddes Lakes knew the importance of lakes and trees and grass. So they left them almost as they found them: setting down the buildings carefully, so as not to scar the land. Geddes Lakes was built for people who must have beauty all around them. Geddes Lakes was built for people who appreciate comfort, privacy and release from unsettling tensions and distractions. If beauty and relaxation are worth a move, move to Geddes Lakes. And bring the rest of the family. They'll like it there too.

Geddes Lakes

RENTAL TOWNHOUSES

Phone 662-2092/PRESENTED BY REPUBLIC MANAGEMENT CO.

Model Hours 2-7 Weekdays, 1-8 Weekends, Closed Wed

FURNISHED MODELS LOCATED ON HURON PARKWAY BETWEEN GEDDES ROAD AND PLYMOUTH ROAD

WAKE-UP SERVICE

Call 665-8871

ROOT ANSWERING SERVICE

REALTOR

• Residential

• Income Property

• Commercial

Patrick J. Pulte Inc.

214 E. Huron • (313) 665-9406